

Moulding

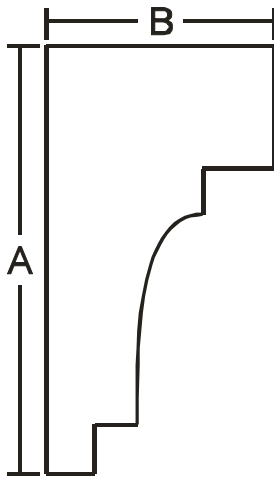
(crown moulding, bands, trim, sills, frieze boards, cornices)

We have combined items such as trim, bands, cornices, frieze boards, and sills under one category because the profiles found here can have multiple purposes. **You may choose from one of these profiles or create your own.**

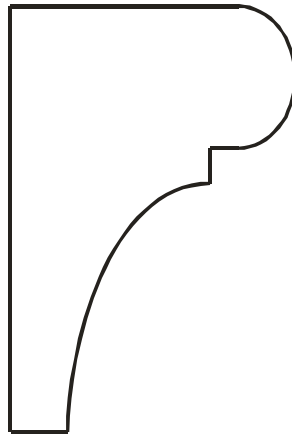
A key fact to keep in mind when choosing a profile is that shapes exposed to rain, ice, or snow should have a slope so that water does not stand on the shape.

When defining the size of the profile, it is preferred to define only one of the dimensions (either A or B). This allows the other dimension to fluctuate in proportionate terms. However, if you wish to define both the height (A) and the width (B), keep in mind this will change the shape's general appearance.

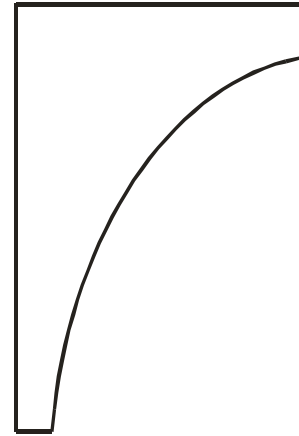
All mouldings are manufactured in 8 foot lengths.



CMLD_001



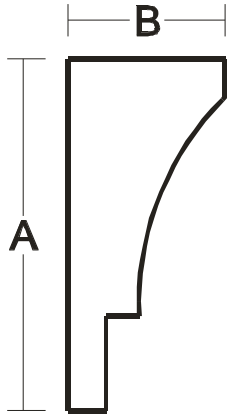
CMLD_002



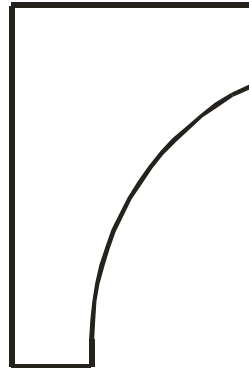
CMLD_003

<u>Legend</u>	
A	= Height
B	= Width

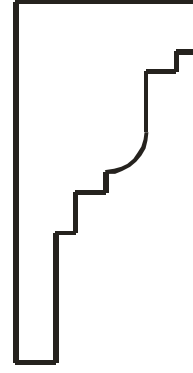
Section A. – Moulding Cont'd



CMLD_004



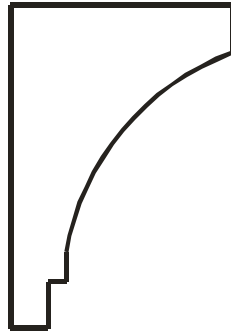
CMLD_005



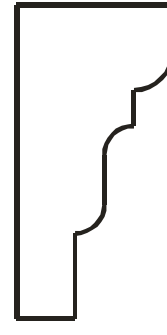
CMLD_006



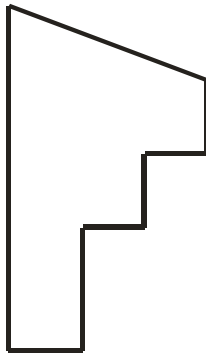
CMLD_007



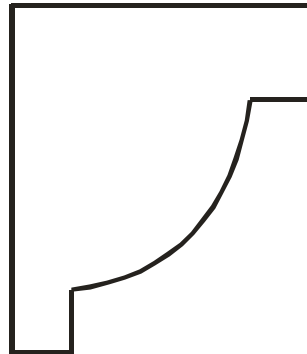
CMLD_008



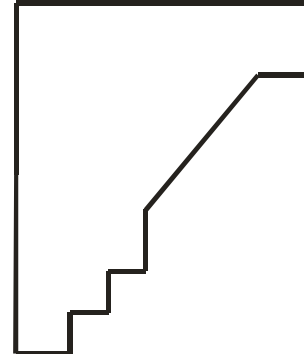
CMLD_009



CMLD_010



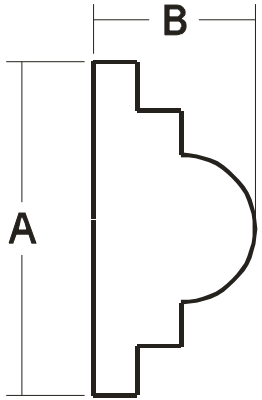
CMLD_011



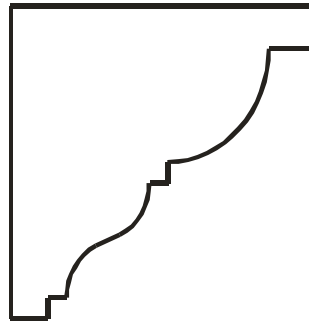
CMLD_012

Legend
A = Height
B = Width

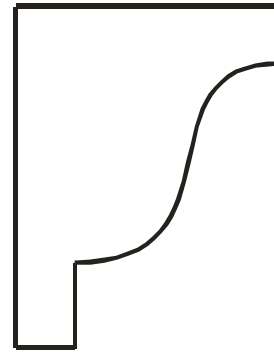
Section A. – Moulding Cont'd



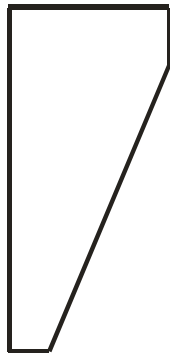
CMLD_013




CMLD_014



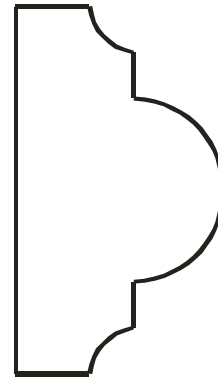
CMLD_015



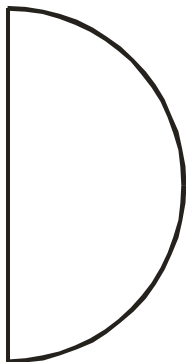
CMLD_016



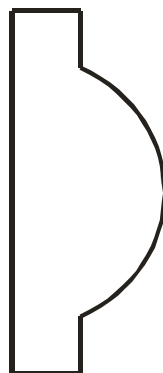
CMLD_017



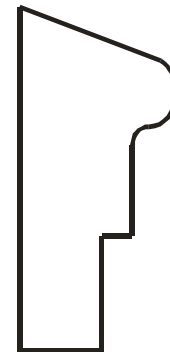
CMLD_018



CMLD_019



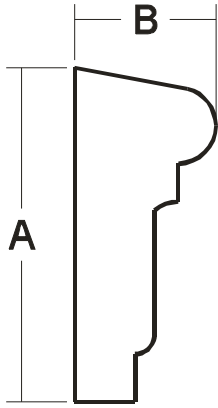
CMLD_020



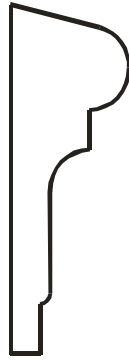
CMLD_021

<p><u>Legend</u> A = Height B = Width</p>

Section A. – Moulding Cont'd



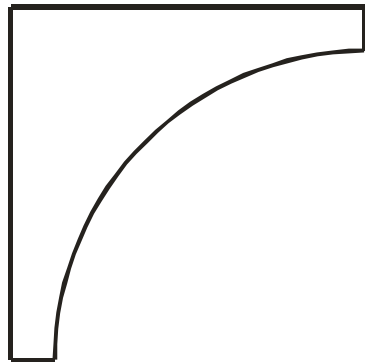
CMLD_022



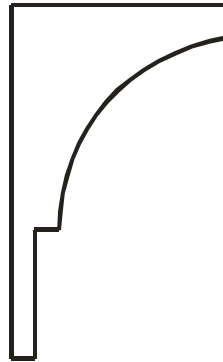
CMLD_023




CMLD_024



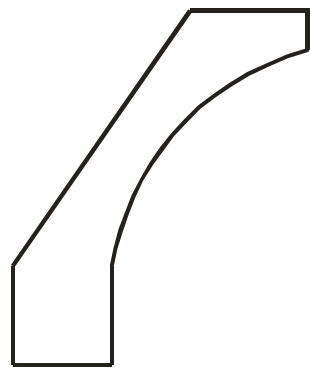
CMLD_025



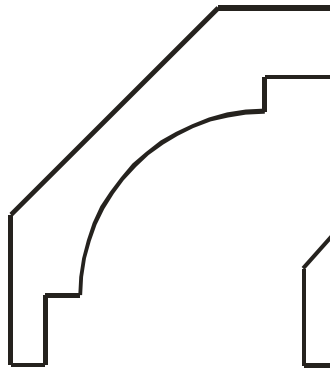
CMLD_026




CMLD_027



CMLD_028



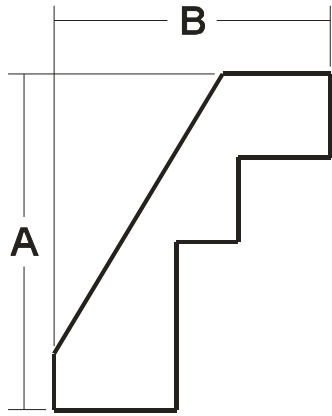
CMLD_029



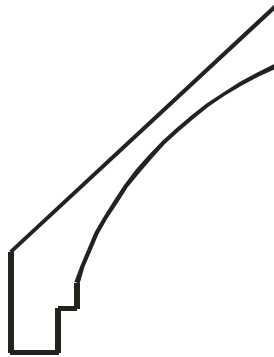
CMLD_030

<p><u>Legend</u> A = Height B = Width</p>

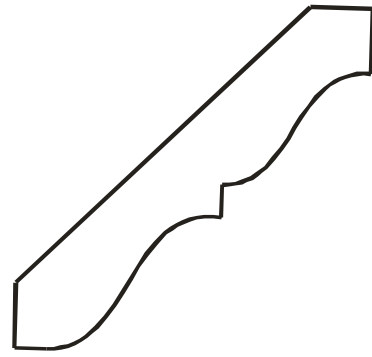
Section A. – Moulding Cont'd



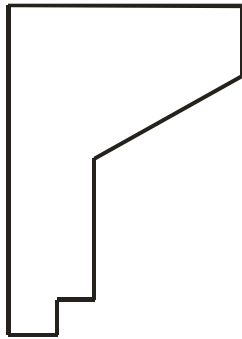
CMLD_031



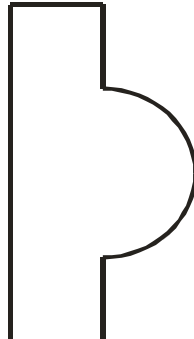
CMLD_032




CMLD_033



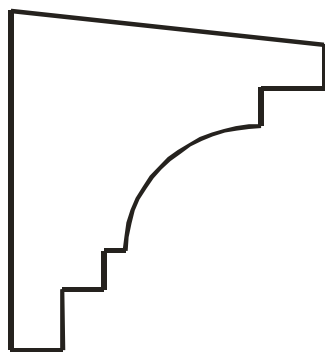
CMLD_034



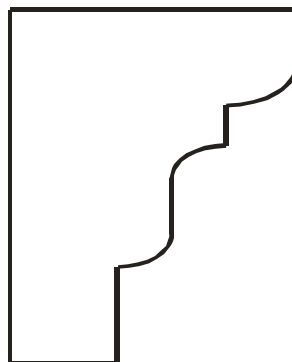
CMLD_035



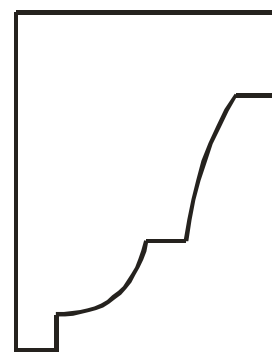
CMLD_036



CMLD_037



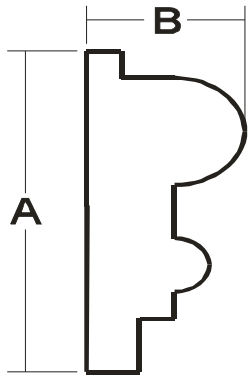
CMLD_038




CMLD_039

<p><u>Legend</u></p> <p>A = Height</p> <p>B = Width</p>

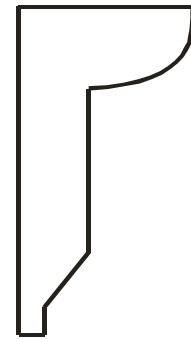
Section A. – Moulding Cont'd



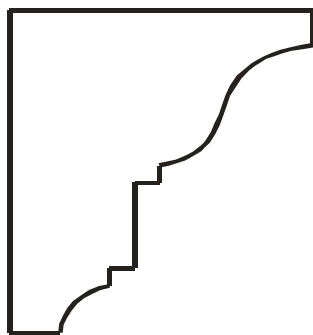
CMLD_040



CMLD_041



CMLD_042



CMLD_043



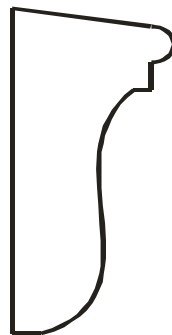
CMLD_044



CMLD_045



CMLD_046



CMLD_047



CMLD_048

<p><u>Legend</u> A = Height B = Width</p>
